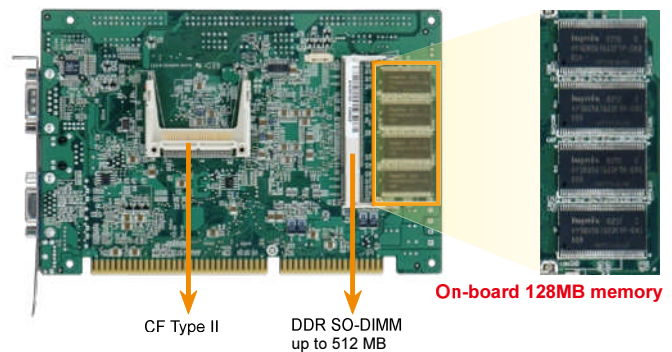



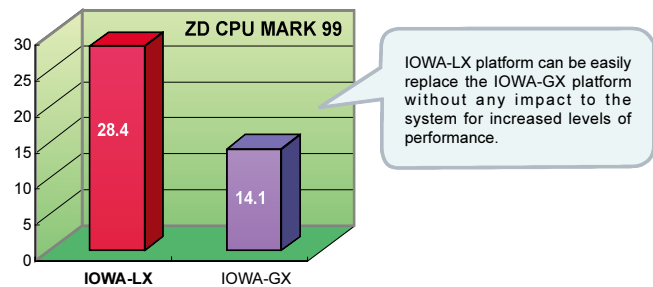
IOWA-LX

Half-size pure ISA CPU card with on-board AMD Geode™ LX 600 Processor at FSB 366MHz, 128KB L2 cache include VGA, LAN, USB2.0, CF, COM, LPT and Audio, RoHS

New

On-board 128MB memory

Performance Comparison Chart



Specifications

- ◆ CPU
 - On-board AMD Geode™ LX 600 Processor at FSB 366MHz, 128KB L2 cache
- ◆ Chipset
 - AMD Geode™ CS5536
- ◆ BIOS
 - Award BIOS
- ◆ Memory
 - On-board 128MB (max.) 200/266MHz DDR SDRAM supported.
 - One 200-pin 512MB (max.) 200/266MHz DDR SDRAM supported.
- ◆ Graphics Engine
 - VGA integrated in the AMD Geode™ LX 600
- ◆ Display Out
 - Single HD VOP 2.0 output
 - 1920x1440 CRT output
 - 1600x1200 TFT output
- ◆ Super I/O
 - Winbond W83627EHG
- ◆ Ethernet
 - 10/100Mbps Realtek RTL8100C Ethernet controller
- ◆ I/O interface

2 x RS-232	1 x RS-422/485
1 x FDD	1 x LPT
1 x PS/2 KB/MS	1 x IrDA
1 x CF type II	1 x IDE
4 x USB2.0 (by pin-header)	
2 x SATA at RAID 0,1 function supported (IOWA-LX-600S-R10 only)	
- ◆ Audio
 - Realtek ALC203 with AC'97 codec
- ◆ Expansion bus
 - ISA bus supported via golden finger
- ◆ Digital I/O
 - 8-bit digital I/O, (4-bit input/4-bit output)
- ◆ WDT
 - Software programmable supports 1~255sec. system reset
- ◆ FAN connector
 - 1x3-pin Fan connector (smart fan)
- ◆ Power supply
 - 5V/12V via ISA bus, AT/ATX mode supported
- ◆ Power Consumption
 - 5V@1.51A, 5Vsb@0.09A
 - (On-board AMD Geode™ LX 600 CPU 366MHz with 200MHz DDR 128MB On-board Memory and 333MHz DDR 512MB memory)
- ◆ Temperature
 - 10°C ~ 60°C
- ◆ Humidity
 - 5% ~ 95% non-condensing
- ◆ Weight
 - GW: 1.0kg / NW: 250g



Features

1. ISA CPU card with on-board AMD Geode™ LX 600@0.7W Processor at FSB 366MHz, 128KB L2 cache
2. Flexible on-board DDR SDRAM SO-DIMM slot for optional.
3. Enhanced TTL, RS-232, RS-422/485 and USB2.0 interfaces for extended connectivities
4. IEI One Key Recovery solution allows you to create rapid OS backup and recovery

Packing List

1 x IOWA-LX-600 Single board computer
1 x USB cable (P/N: CB-USB02-RS)
1 x IDE flat cable (P/N: 32200-000052-RS)
1 x KB/MS Y cable (P/N: 32006-000300-100-RS)
1 x Mini Jumper Pack
1 x QIG (Quick Installation Guide)
1 x Utility CD (within manual)
1 x Audio cable (P/N: 19800-000111-RS)

Ordering Information

Part No.	Description
IOWA-LX-600-R10	Half-size pure ISA CPU card with on-board AMD Geode™ LX 600@0.7W Processor at FSB 366MHz, 128KB L2 cache include VGA, LAN, USB2.0, COM, CF, LPT and Audio, RoHS
IOWA-LX-600S-R10	Half-size pure ISA CPU card with on-board AMD Geode™ LX 600@0.7W Processor at FSB 366MHz, 128KB L2 cache include VGA, LAN, USB2.0, SATA, CF, COM, LPT and Audio, RoHS
32000-062800-RS	SATA cable
32200-000017-RS	FDD cable
19800-000400-100-RS	LPT cable
19800-000058-RS	RS-232/422/485 cable

1

Industrial Computing Solutions

2

Video Capture Solutions

3

Embedded Computing Solutions

4

Industrial Data Collector and Controller

5

Panel Solutions Introduction

6

ORing Network Communication

7

Power Supply/Peripherals